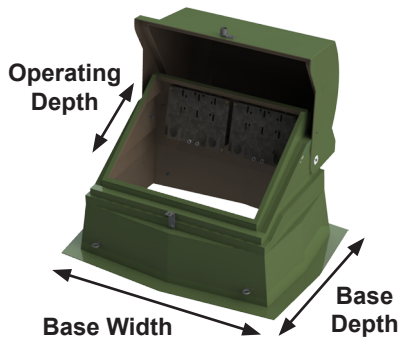
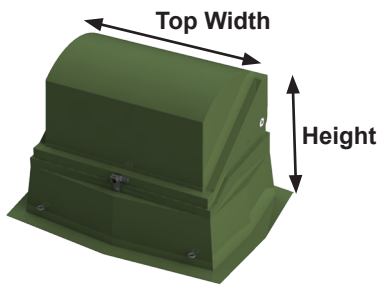



Cabinets - Two Phase



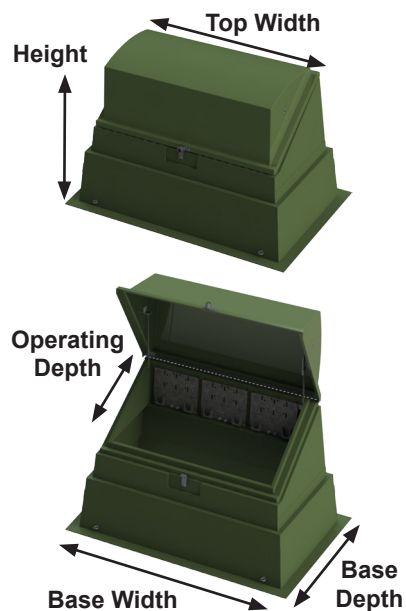
- Rust free fiberglass construction provides years of low maintenance.
- The fiberglass laminate is produced with chopped glass and woven roving.
- Nordic supplied Copper ground systems and brand name junctions are available for factory installation.
- Hot-dipped galvanized, silicon bronze penta-head bolt, and stainless steel hardware.
- After installing the cabinet, backfill with loose material and use your foot to tamp the material around it.
- UV & Fire resistant.
- Meets ANSI C57.12.28 Pad-Mounted Enclosure Integrity Standard.
- P-107 stainless steel locking system provides double locking.
- Cabinet's mounting plates accommodate a variety of 15/25/35kV, 200A or 600A junctions.
- Four eye-bolts allow the line-person to simply hook-up the cabinet, position it over the cables, and place it in the excavated area.

Amp	kV	Parking	Product	Top Width	Operating Depth	Base Width	Base Depth	Height
200	15/25	Below	 ND-362436-MG-2101-X-X	36.5"	23"	55"	42"	36.5"
			 ND-362442-MG-2101-X-X	36.5"	23"	59"	46"	42.5"
			 ND-362454-MG-2101-X-X	36.5"	23"	64.5"	51.5"	56"


Cabinets - Two Phase

Amp	kV	Parking	Product	Top Width	Operating Depth	Base Width	Base Depth	Height
200/600	15/25	Below	 ND-2422850-MG-2125-X-X	42"	28.5"	63"	49"	50"
200/600 w/200A Tap	15/25/35	Above	 ND-2422850-MG-242-X-X	42"	27.5"	63"	49"	50"

Cabinets - Three Phase



- Rust free fiberglass construction provides years of low maintenance.
- The fiberglass laminate is produced with chopped glass and woven roving.
- Nordic supplied Copper ground systems and brand name junctions are available for factory installation.
- Silicon bronze penta-head bolt, and stainless steel hardware.
- After installing the cabinet, backfill with loose material and use your foot to tamp the material around it.
- UV & Fire resistant.
- Meets ANSI C57.12.28 Pad-Mounted Enclosure Integrity Standard.
- P-107 stainless steel locking system provides double locking.
- Cabinet's mounting plates accommodate a variety of 15/25/35kV, 200A or 600A junctions.
- Four eye-bolts allow the line-person to simply hook-up the cabinet, position it over the cables, and place it in the excavated area.

kV	Amp	Parking	Product	Top Width	Operating Depth	Base Width	Base Depth	Height
200	15	In-Line	 ND-2315-MG-2A5A-X-X	70.5"	15.5"	101.5"	47.5"	53"