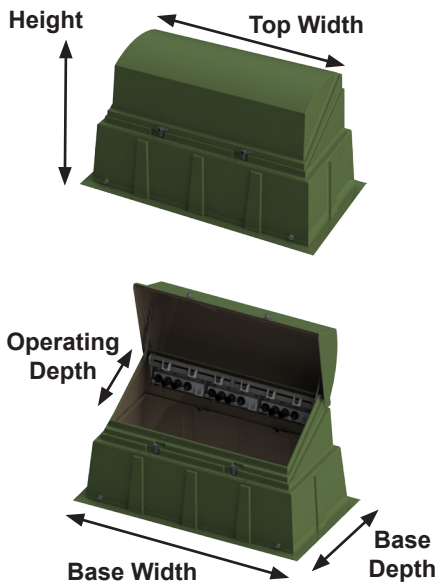



Cabinets - Multi-Point



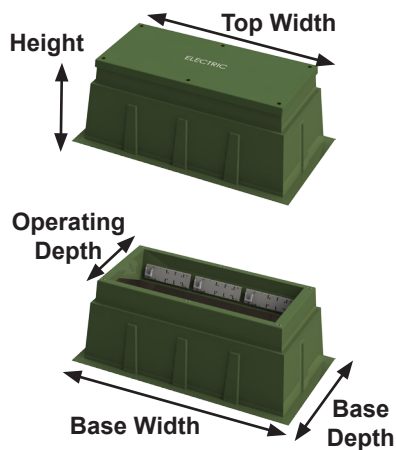
- Various cabinets accommodate 2 thru 6 way 15/25/35kV Elastimold, G&W, and Cooper multi-point junctions with 4" thru 6.5" interface spacing.
- ND-325 **does not** accommodate 200A taps off the 600A interface
- ND-2722850 **does** accommodate 200A taps off the 600A interface.
- **Check our website to find the right cabinet for your multi-point configuration.**
- The fiberglass laminate is produced with chopped glass and woven roving.
- Rust free fiberglass construction.
- Nordic supplied Copper ground systems and brand name junctions are available for factory installation.
- Silicon bronze penta-head bolt, and stainless steel hardware.
- Meets ANSI C57.12.28 Pad-Mounted Enclosure Integrity Standard.
- P-107 stainless steel locking system provides double locking.
- UV & Fire resistant.

Product	Top Width	Operating Depth	Base Width	Base Depth	Height
 ND-325-MG-X-X-X	89"	21"	112.5"	47.5"	48.5"
 ND-325-MG-S102CX-X-X	89"	21"	112.5"	47.5"	48.5"
 ND-325-MG-PS14A-X-X	89"	21"	112.5"	47.5"	48.5"
 ND-325-MG-UNI4-X-X	89"	21"	112.5"	47.5"	48.5"

Cabinets - Multi-Point

Product	Top Width	Operating Depth	Base Width	Base Depth	Height
 ND-2722850-MG-268-X-X	72"	28"	92.25"	49.25"	50"

Cabinets - Sub-Surface



- The GSLBJ-363632-MG-S103-X-X is designed for sectionalizing or deferral with subsequent installation of a single-phase transformer.
- The fiberglass laminate is produced with chopped glass and woven roving.
- Stainless steel SSMP-103 mounting plate accommodates all 15/25kV, 200/600A junctions with U-straps, except Cooper 35 kV.
- The SSMP-103 mounting plate has in-line parking to allow for stand-offs or feed throughs to be installed.
- Units come with covers, silicon bronze penta-head bolt, and stainless steel hardware.
- Optional copper ground systems and brand name junctions are available for factory installation.
- UV & Fire resistant.

Amp	kV	Parking	Product	Top Width	Operating Depth	Base Width	Base Depth	Height
200	15/25	In-Line	 GSLBJ-363632-MG-S103-X-X	36"	28"	49"	42"	33" w/cover
			 GSLBJ-803636-MG-S103-X-X	78.5"	27"	97"	53"	37" w/cover
200/600	15/25	In-Line	 GSLBJ-805436-MG-S103-X-X	80.5"	44.5"	99"	73"	37" w/cover